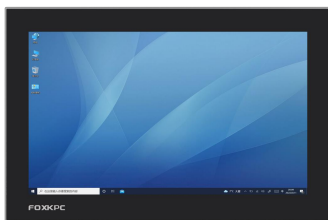


FOXKPC KPC-WKM156A/185A/215A 工业显示器



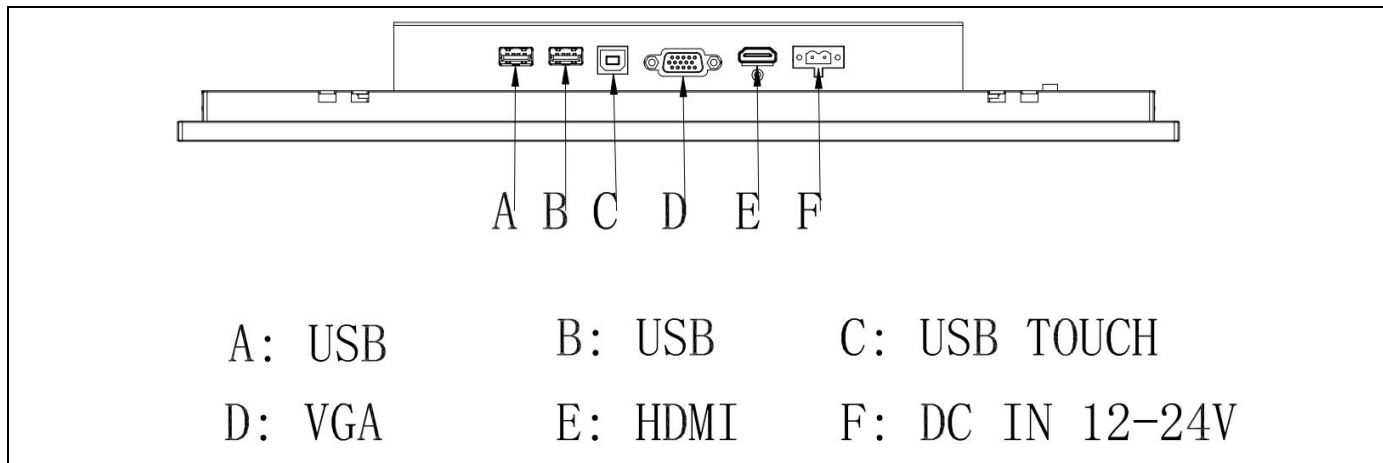
产品特点

- 15.6" / 18.5" / 21.5"工业级液晶屏
- 全平面一体设计
- 工业级多点触控电容屏or工业级五线电阻触摸屏
- VGA , HDMI 视频输入接口
- 2 x USB2.0 输出接口
- 前面板IP66防护等级
- 支持前面板、壁挂、桌面式安装
- DC 12~24V直流宽电压输入

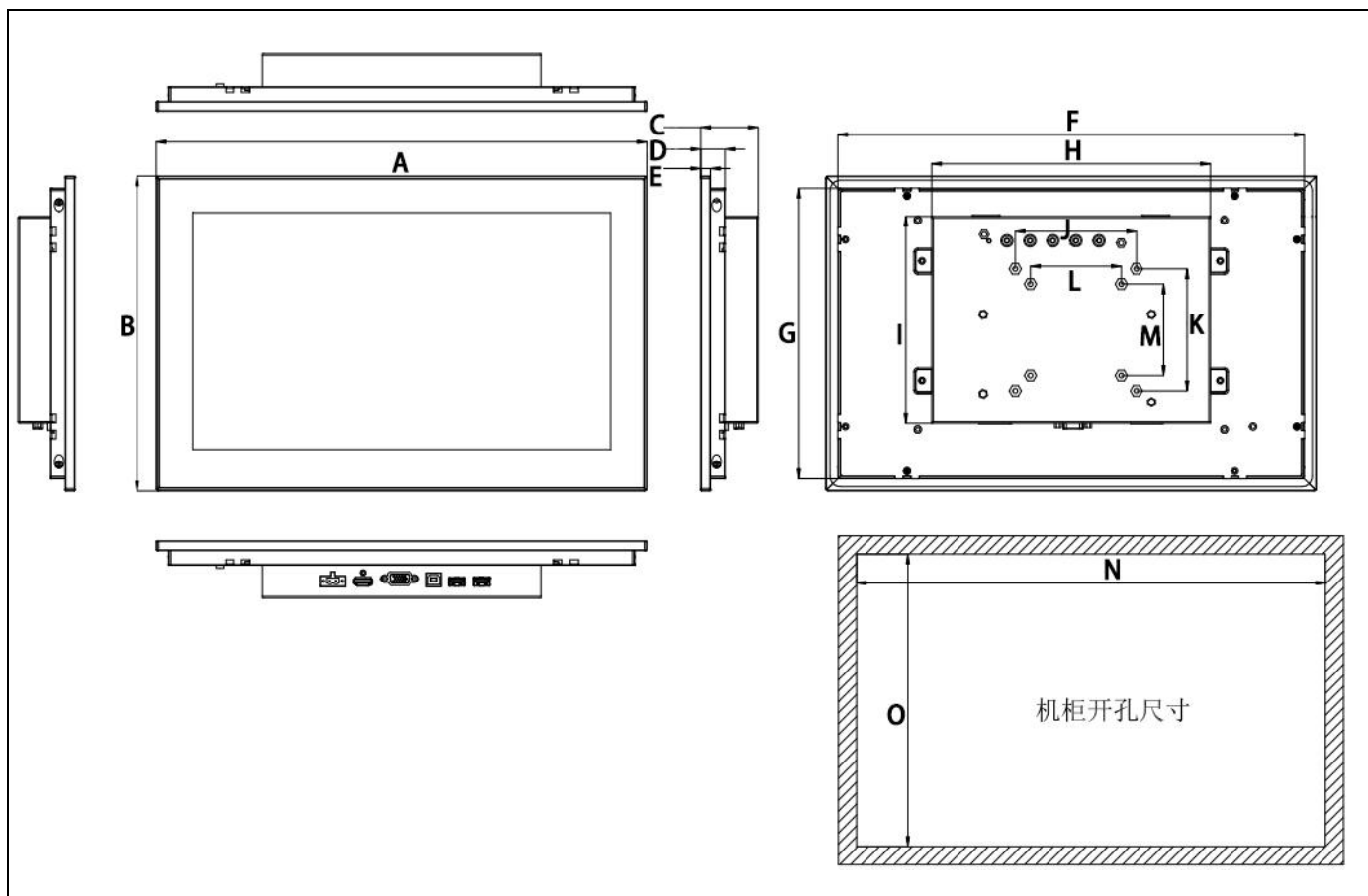
规格参数

型号		KPC-WKM156A	KPC-WKM185A	KPC-WKM215A
显示	LCD尺寸	15.6"	18.5"	21.5"
	屏幕宽高比	16:9	16:9	16:9
	最高分辨率	1920 × 1080	1920 × 1080	1920 × 1080
	亮度	400 cd / m ²	350 cd / m ²	250 cd / m ²
	背光寿命	50000Hr	50000Hr	50000Hr
	背光类型	LED	LED	LED
	视角	(L)89 / (R)89 / (T)89 / (B)89	(L)89 / (R)89 / (T)89 / (B)89	(L)89 / (R)89 / (T)89 / (B)89
触摸	类型	5-Wire Resistive or Projected Capacitive Touch(Optional)	Projected Capacitive Touch	Projected Capacitive Touch
	多点触控	电容(多点触控) 电阻(单点)	电容(多点触控)	电容(多点触控)
视频端口(输入)		VGA x 1 HDMI x 1	VGA x 1 HDMI x 1	VGA x 1 HDMI x 1
I/O端口		USB2.0 x 2	USB2.0 x 2	USB2.0 x 2
调节按键		POWER , ON/OFF , RIGHT , LEFT , MENU , EXIT	POWER , ON/OFF , RIGHT , LEFT , MENU , EXIT	POWER , ON/OFF , RIGHT , LEFT , MENU , EXIT
电源输入电压(V)		DC 12 ~ 24V	DC 12 ~ 24V	DC 12 ~ 24V
外壳材质		Front Panel: Die-cast Aluminum alloy, Rear Cover: SECC	Front Panel: Die-cast Aluminum alloy, Rear Cover: SECC	Front Panel: Die-cast Aluminum alloy, Rear Cover: SECC
尺寸(WxDxH)(mm)		405 × 258 × 47	480 × 304 × 47	550 × 342 × 47
安装方式		Panel mount, Desktop, Wall and VESA 100mm × 100mm mount (With Optional Kit)		
面板安装开孔尺寸(mm)		388 × 241	463 × 287	533 × 325
操作系统		配合主机使用	配合主机使用	配合主机使用
IP防护等级		Front Panel IP66	Front Panel IP66	Front Panel IP66
认证		CE VCCI Class A,UL	CE VCCI Class A,UL	CE VCCI Class A,UL
环境	工作温度	0°C~50°C (32°F~122°F) Natural convection	-20°C~70°C (-4°F~158°F) Natural convection	0°C~60°C (32°F~140°F) Natural convection
	工作相对湿度	10%~90%RH @31°C(87.8°F) Non-condensing	10%~90%RH @31°C(87.8°F) Non-condensing	10%~90%RH @31°C(87.8°F) Non-condensing
	存储温度	-20°C~60°C (-4°F~140°F) Natural convection	-20°C~70°C (-4°F~158°F) Natural convection	-20°C~60°C (-4°F~140°F) Natural convection
	存储相对湿度	10%~95%RH @40°C(104°F) Non-condensing	10%~95%RH @40°C(104°F) Non-condensing	10%~95%RH @40°C(104°F) Non-condensing
	机械冲击	HS 40g 2ms(Operational) HS 140g 2ms(Non-operational)	HS 40g 2ms(Operational) HS 140g 2ms(Non-operational)	HS 40g 2ms(Operational) HS 140g 2ms(Non-operational)
	振动	10~500Hz 1.04Grms(Operational) 10~500Hz 3.5Grms(Non-operational)	10~500Hz 1.04Grms(Operational) 10~500Hz 3.5Grms(Non-operational)	10~500Hz 1.04Grms(Operational) 10~500Hz 3.5Grms(Non-operational)

KPC-WKM156A/185A/215A I/O 接口



尺寸 单位:mm



型号	A	B	C	D	E	F	G	H	I	J	K	L	M	N	O
KPC-WKM156A	405	258	47	20	8	385	238	230	170	100	100	75	75	388	241
KPC-WKM185A	480	304	47	20	8	460	284	230	170	100	100	75	75	463	287
KPC-WKM215A	550	342	47	20	8	530	322	230	170	100	100	75	75	533	325

* 参数如有变更恕不另行通知

* 请参考FOXKPC工业显示器选型表

* 如需下载产品使用手册或 Datasheet，请登录 www.foxkpc.com